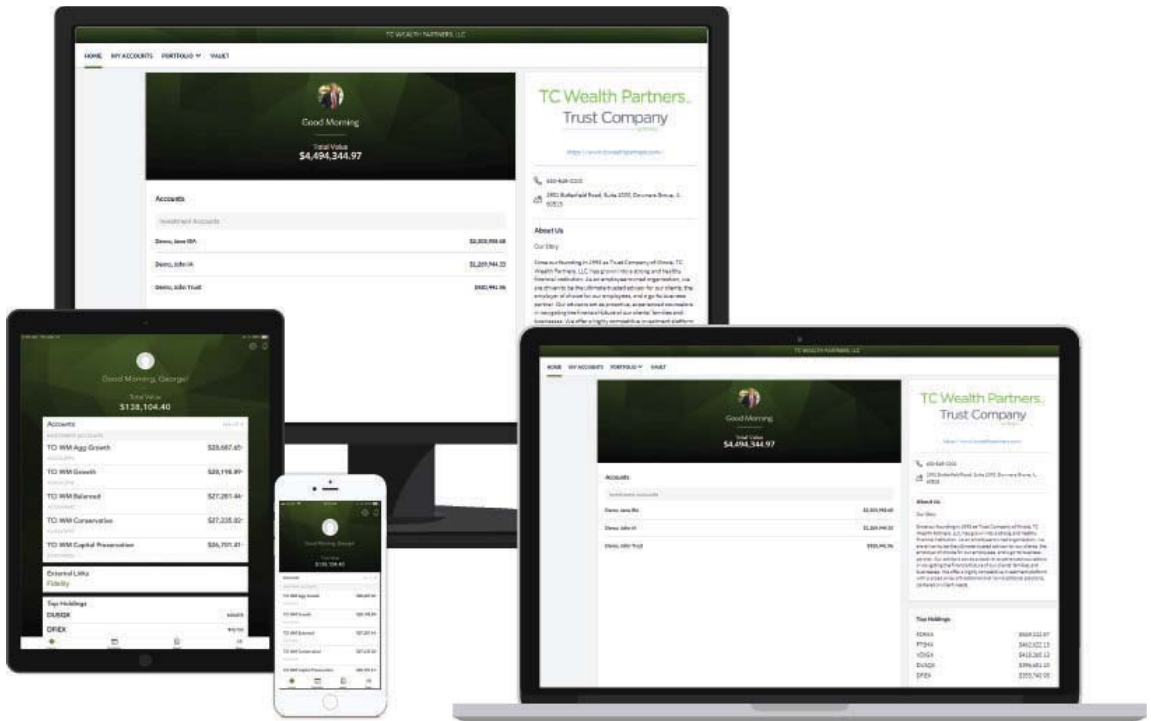



TC CONNECT CLIENT USER GUIDE



TC Wealth Partners ^{LLC}
WEALTH MANAGEMENT • TRUST SERVICES • RETIREMENT PLANS

Trust Company
of Illinois



Good Morning

Total Value
\$4,494,344.97

Accounts

Investment Accounts

Demo, Jane IRA	\$2,303,958.68
Demo, John IA	\$1,269,944.33
Demo, John Trust	\$920,441.96

TC Wealth Partners^{LLC} Trust Company *of Illinois*

<https://www.tcwealthpartners.com/>

630-545-2200

1901 Butterfield Road, Suite 1000, Downers Grove, IL 60515

About Us

Our Story

Since our founding in 1993 as Trust Company of Illinois, TC Wealth Partners, LLC, has grown into a strong and healthy financial institution. As an employee-owned organization, we are driven to be the ultimate trusted advisor for our clients, the employer of choice for our employees, and a go-to business partner. Our advisors act as proactive, experienced counselors in navigating the financial future of our clients' families and businesses. We offer a highly competitive investment platform with a broad array of traditional and non-traditional solutions, centered on client needs.

Top Holdings

FDRXX	\$549,022.87
PTSHX	\$462,622.13
VDIGX	\$418,260.13
DUSQX	\$396,601.10
DFIEX	\$353,740.93

External Links

- Fidelity

TC Wealth Partners^{LLC}

WEALTH MANAGEMENT • TRUST SERVICES • RETIREMENT PLANS

Trust Company

of Illinois

GETTING STARTED

- Navigate to *to www.TCWealthPartners.com*
- Click Login icon in upper right corner
- Click TC Connect Login

Our Story | Our Team | Read Between the Lines | Of Significance | Contact | **Login**

TC Wealth Partners LLC Trust Company of Illinois **TC**

WEALTH MANAGEMENT TRUST SERVICES RETIREMENT PLANS

Secure Login
CLIENT ACCESS

Access Your Account

- 401(k) or 403(b) Plan Access:
- Client Point Login:
- TC Connect Login:**

TC Connect Login

- Enter Username & Password

TC Wealth Partners LLC
Trust Company of Illinois

Username

Password

Sign In

[Trouble Logging In?](#)

MY ACCOUNTS

View all of your accounts in one easy to read report with ability to group and filter by account

HOME **MY ACCOUNTS** PORTFOLIO ▼ VAULT

[Return to My User](#)

GEORGE

My Accounts

\$142,190.05
Total Value

5 Accounts

My Accounts: 5

[Collapse All](#)

Account Number	Account Name	Custodian	Value ▼	As of Date	Last Updated
> XXXXX3993	TCI WM Agg Growth	Fidelity IWS	29,787.75	05/03/2019	--
> XXXXX3996	TCI WM Growth	Fidelity IWS	29,099.43	05/03/2019	--
> XXXXX4000	TCI WM Balanced	Fidelity IWS	28,063.93	05/03/2019	--
> XXXXX3995	TCI WM Conservative	Fidelity IWS	27,913.72	05/03/2019	--
> XXXXX4002	TCI WM Capital Preservation	Fidelity IWS	27,325.21	05/03/2019	--

HOUSEHOLD DASHBOARD

View Household Activity, Investment Allocation, Projected Income, Transactions, and Gain Loss at a glance.

HOME MY ACCOUNT **PORTFOLIO ▼** VAULT

[Return to My User](#)

GEORGE

George Washington Demo Portfolio ▼

Filter

Month To Date as of 05/03/2019

Activity Summary >

Beginning Value	142,122.61
Net Additions	0.00
Gain/Loss	67.44
Ending Value	142,190.05

Allocation >

Group By: Classes ▼

Domestic Stocks	32.4%	46,092.19
International Stocks	20.6%	29,269.51
MLP	1.0%	1,363.37
Infrastructure	4.0%	5,630.58
Taxable Bonds	34.7%	49,354.37

Allocation vs Target >

	CURRENT	TARGET
Taxable Bonds	34.7%	40.0%
International Stocks	20.6%	18.0%
Domestic Stocks	32.4%	30.0%
Infrastructure	4.0%	5.0%
MLP	1.0%	0.0%
Cash and Cash Equivalents	3.9%	3.0%
Complementary Multistrategy	3.4%	4.0%

Transactions >

Income (\$)	67.10
-------------	-------

Gain Loss >

Unrealized	4.1K	+	Realized	--	=	Total	4.1K
Unrealized Gain Loss						4,132.34	
% UGL						2.99%	
Short-Term						934.01	
Long-Term						3,198.33	

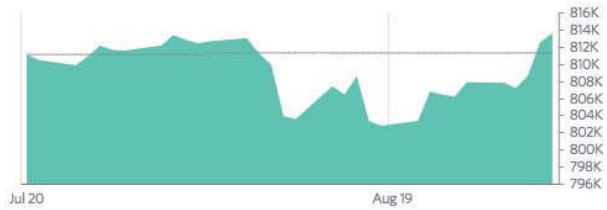
Projected Income >

Total Income	3,266.43
--------------	----------

ACTIVITY SUMMARY

View activity and changes in your portfolio or account.

Activity Summary



Beginning Value	810,551.20
+ Net Additions	175.71
+ Gain/Loss	2,844.44
Ending Value	813,571.35

TRANSACTIONS

View and filter the most recent transactions in your portfolio.

TRANSACTIONS

Date	Action - Symbol	Amount
12/31/13	Dividend Reinvestment - FDRXX	0.01
12/31/13	Dividend - FDRXX	0.01
12/31/13	Dividend Reinvestment - FDAXX	0.14
12/31/13	Dividend - FDAXX	0.14
12/31/13	Dividend Reinvestment - FDAXX	1.29
12/31/13	Dividend - FDAXX	1.29

Transactions

[Back](#)
[Export](#)

Date	Account	Type	Asset Name	Action	Price	Amount
12/31/13	Barker 529	Dividend Reinvestment	PRIME FUND DAILY MONEY CLASS	Dividend Reinvestment	1.0	0.1
12/31/13	Barker 529	Dividend	PRIME FUND DAILY MONEY CLASS	Dividend	--	0.1
12/31/13	Barker Children	Dividend Reinvestment	FIDELITY CASH RESERVES	Dividend Reinvestment	1.0	0.4
12/31/13	Barker Children	Dividend	FIDELITY CASH RESERVES	Dividend	--	0.4
12/30/13	Barker Children	Cash Deposit	CASH	Cash Deposit	1.0	3,097.7
12/30/13	Barker Children	Buy	FIDELITY CASH RESERVES	Buy Money Market	1.0	3,097.7
12/23/13	Barker Children	Sale	FIDELITY CASH RESERVES	Sale	1.0	30,244.2

GAIN/LOSS INFORMATION

View year to date realized capital gains and evaluate unrealized gain/loss.

GAIN/LOSS

	Asset Summary		
	Asset Summary	Taxable	Tax-Deferred
	All Accounts		
Market Value	28,360,155.04	15,152,751.89	13,207,403.14
Current Cost Basis	25,256,520.68	13,185,759.29	12,070,761.40
Unrealized Gain/Loss	3,103,634.36	1,966,992.61	1,136,641.75
% Gain/Loss	12%	15%	9%
Short-Term	1,147,835.36	45,693.88	1,102,141.48
Long-Term	1,955,798.99	1,921,298.72	34,500.27
Realized Gain/Loss	15.78	15.78	--
Short-Term	15.78	15.78	--
Long-Term	--	--	--

GAIN/LOSS

Group by: Account/Asset | Expand Level - Collapse All

Classes	Symbol	Units	Price	Cost Basis	Accrual	Ending Value	
				964,702.14	5,139.09	964,702.14	
	CASH	0.00	0.00	0.00	0.00	0.00	
	ACHINES	IBM	18,757.00	1.00	18,757.00	0.00	18,757.00
	RESERVES	FDRXX	3,991.45	1.00	3,991.45	0.00	3,991.45
	ATION	ORCL	19,703.90	1.00	19,703.90	0.00	19,703.90
⊕	JOHNSON & JOHNSON COM	JNJ	36,636.00	1.00	36,636.00	0.00	36,636.00
⊕	CISCO SYS INC	CSCO	8,972.00	1.00	8,972.00	0.00	8,972.00
⊕	GENERAL ELECTRIC CO COM	GE	11,772.60	1.00	11,772.60	0.00	11,772.60
⊕	INTL GAME TECHNOLOGY	IGT	8,586.90	0.89	8,586.90	944.56	8,586.90
⊕	BRISTOL MYERS SQUIBB	BMY	2,657.50	1.00	2,657.50	0.00	2,657.50
⊕	COLGATE PALMOLIVE CO COM	CL	24,779.80	1.00	24,779.80	0.00	24,779.80
⊕	ADOBE SYS INC	ADBE	8,263.30	1.00	8,263.30	0.00	8,263.30
⊕	PRIME FUND DAILY MONEY CLASS	FDAXX	180,635.91	1.00	180,635.91	0.00	180,635.91
⊕	LEVEL 3 COMMUNICATIONS INC	LVLT	199.02	1.00	199.02	0.00	199.02

DIGITAL DOCUMENT VAULT

Access to custodial statements, documents, and reports shared by your advisor.

HOME MY ACCOUNTS PORTFOLIO VAULT

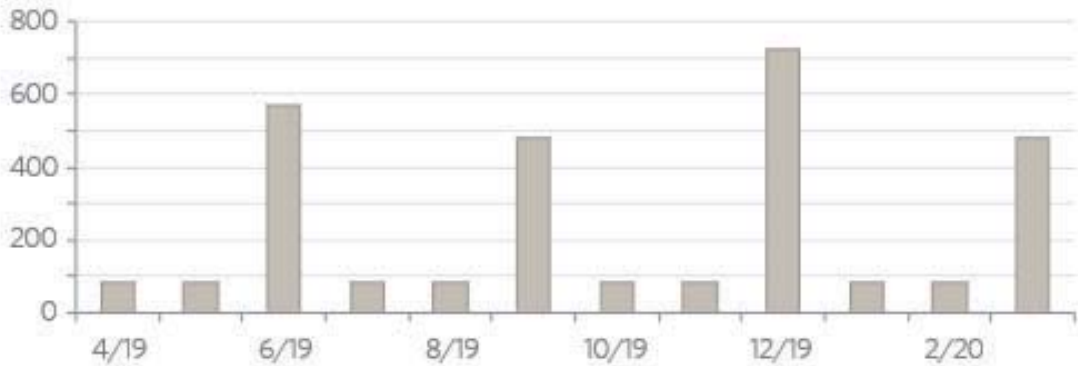
Reports

Statements

Name	Portfolio / Account	Start Date
Statement - 03-19 - 676863993	TCI WM Agg Growth	03/01/2019
Statement - 03-19 - 676863995	TCI WM Conservative	03/01/2019
Statement - 03-19 - 676863996	TCI WM Growth	03/01/2019
Statement - 03-19 - 676864000	TCI WM Balanced	03/01/2019
Statement - 03-19 - 676864002	TCI WM Capital Preservation	03/01/2019
Statement - 02-19 - 676863993	TCI WM Agg Growth	02/01/2019
Statement - 02-19 - 676863995	TCI WM Conservative	02/01/2019

PROJECTED INCOME

Projected Income



Total Income

2,938.33

■ **Dividends**

2,938.33

Taxable

2,933.41

Tax-Exempt

4.91

View a snapshot of expected dividends and interest payments

LOGIN PROBLEMS

- Select “trouble logging in?” on the sign-in page for help.
- You will receive an email with a link to access the site.

Trouble logging in?

What's the problem?

I forgot my password.

I forgot my username.

I need to unlock my account.

MOBILE APPLICATION



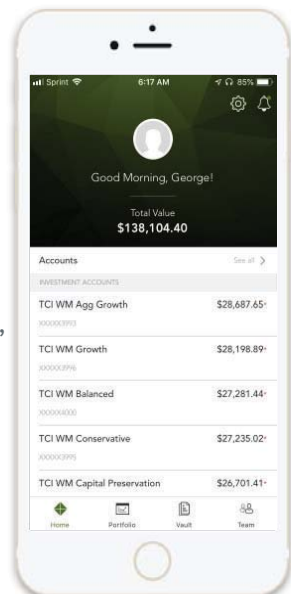
Black Diamond Wealth Platform

Black Diamond Performance R...

OPEN



1. Open Apple App Store or Google Play
2. Search “Black Diamond Wealth Platform”
3. Download Application & Open



Investment advisory services provided through TC Wealth Partners, LLC, an investment advisor registered with the U.S. Securities and Exchange Commission (SEC). Trust services and retirement plan services are provided by the Trust Company of Illinois, a trust company chartered by the Illinois Department of Financial and Professional Regulation.